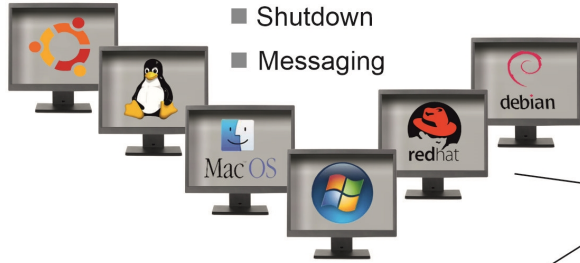


Manage all stations in the network via RCCMD




Network Connectivity

- Web Based Configuration Interface
- 10Mbit-100Mbit-1Gbit Networks
- Remote Scripting
- RCCMD Network Messaging
- SNMP V2, V3
- SNMP RFC1628 Network Interface
- Email / EmailTrap
- MODBUS over IP
- BACnet over IP
- Build in SFTP Functions
- Event-, Data and Environmental Log
- RSyslog
- RADIUS
- Network Diagnostic Tools

CS141MINI-6

Slot Version

LAN



COM1

COM2 - COM3
Combi Port


Depending on connected devices:
Adapter and/or splitter required

COM2 Facility Management Extension Options

- SENSORMANAGER
- Pipe-Through RS-232
- MODBUS RS232 / RS485
- PROFIBUS
- LONbus
- SM_T_COM
- SM_T_H_COM
- GSM / LTE / 4G Modem

Compatible with different UPS Products, STS/ATS and Power Generators

RS232



AUX/COM3 port setup for dry contact and add-ons

- CON_R_AUX4
- CON_AUX4
- Dry Contact



BACS - Battery Management System

- GX_R_AUX

